



Global **GOALS** *for Cities*

**An URBACT
pilot network
on localising the
UN Sustainable
Development Goals**





About URBACT

bringing EU cities together
as a European Territorial Cooperation (ETC) programme
co-financed by ERDF and Member/Partner States

- ◆ **Main objective:** Promoting Integrated Sustainable Urban Development in EU towns and cities
- ◆ **Target:** EU city administrations (city staff – policy makers, decision makers, practitioners)
- ◆ Finding tailored responses **with the URBACT Method**

Integrated + Participative + Transnational Exchange + Expertise = 'hands on' Sustainable Urban Development

Since
2002



nearly
1000 cities



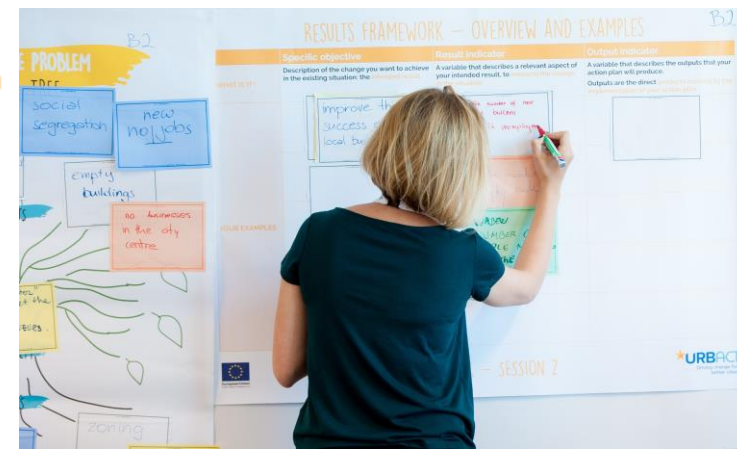
nearly
150
Networks



Upcoming

A participatory approach: The URBACT Local Group

- Every partner sets up an **URBACT Local Group** with different stakeholders from the city
- Together, they co-create the **Integrated Action Plan** using the Action Planning **tools** proposed in the transnational exchanges
- This helps to make sure that the plan reflects the needs of the city





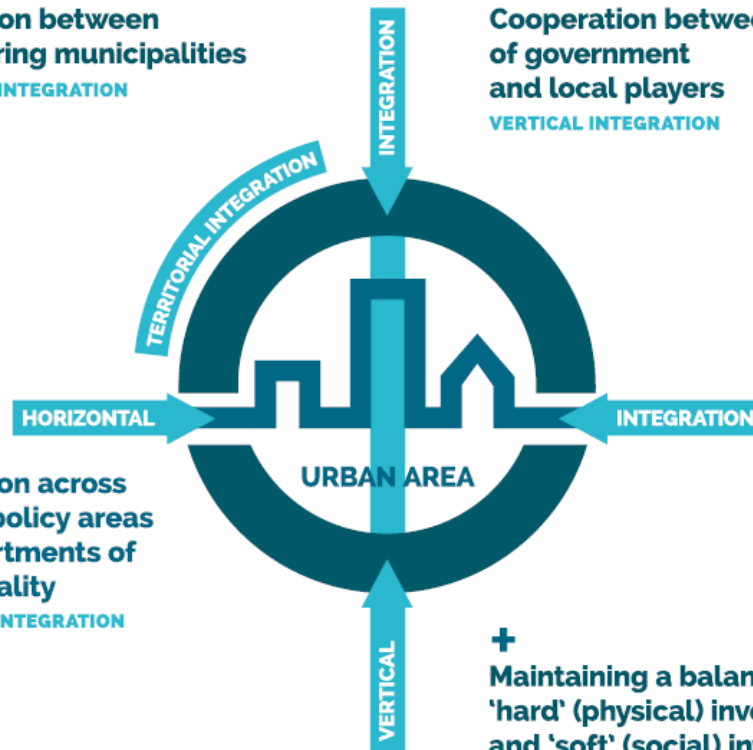
An integrated approach

Integrated Urban Development

MEANS...

Cooperation between neighbouring municipalities
TERRITORIAL INTEGRATION

Cooperation between all levels of government and local players
VERTICAL INTEGRATION



Cooperation across different policy areas and departments of a municipality
HORIZONTAL INTEGRATION

+
Maintaining a balance between 'hard' (physical) investments and 'soft' (social) investments



About Global Goals for Cities

City partners



6 000+ - 600 000+
inhabitants

19 EU countries

Lead Partner -
Tallinn, Estonia

Glasgow, United Kingdom

Schiedam, Netherlands

Veszprém, Hungary

Solingen, Germany

Mouscron, Belgium

Ozalj, Croatia

Jihlava, Czech Republic

Dzierżoniów, Poland

Veliki Preslav, Bulgaria



Klaipėda, Lithuania

Braga, Portugal

Bratislava, Slovakia

Gävle, Sweden

Trim, Ireland

Heraklion, Greece

La Rochelle, France

Manresa, Spain

Reggio Emilia, Italy

Scope of the network



An URBACT pilot network

- to support a group of EU cities to exchange, build capacities and develop tools to **localise the SDGs**
- following the **URBACT method** incl. networking, action peer-learning, integrated and participatory approach

At the end of the project, all partners will have produced an Integrated Action Plan for localising the SDGs in their context

In partnership with CEMR

- using the Reference Framework for Sustainable Cities (RFSC) self-assessment tool
- open to international cooperation and peer-learning between cities worldwide, beyond EU



Action Planning journey in 5 key phases

March 2021

December 2022



Diagnosis



Visioning



Planning Actions



Fixing Indicators



Finale

**SDG Priorities and
Gaps analysis**



The Reference Framework
for Sustainable Cities

SDG Stories

**Awareness-raising and
citizen engagement**

**Co-creation of Integrated
Action Plans for localising
the SDGs**

Participation and co-creation



The Reference Framework
for Sustainable Cities

**Lessons learned
and good practices**

Spreading knowledge

The RFSC tool

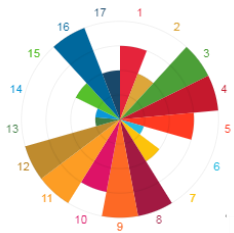


**The Reference Framework
for Sustainable Cities**



PRESENTATION OF RESULTS

Discuss about the findings and improve the assessment



IMPROVE THE STRATEGY

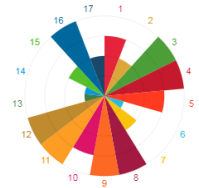
Communicate using the RFSC visual graphs



Stakeholders



Citizens

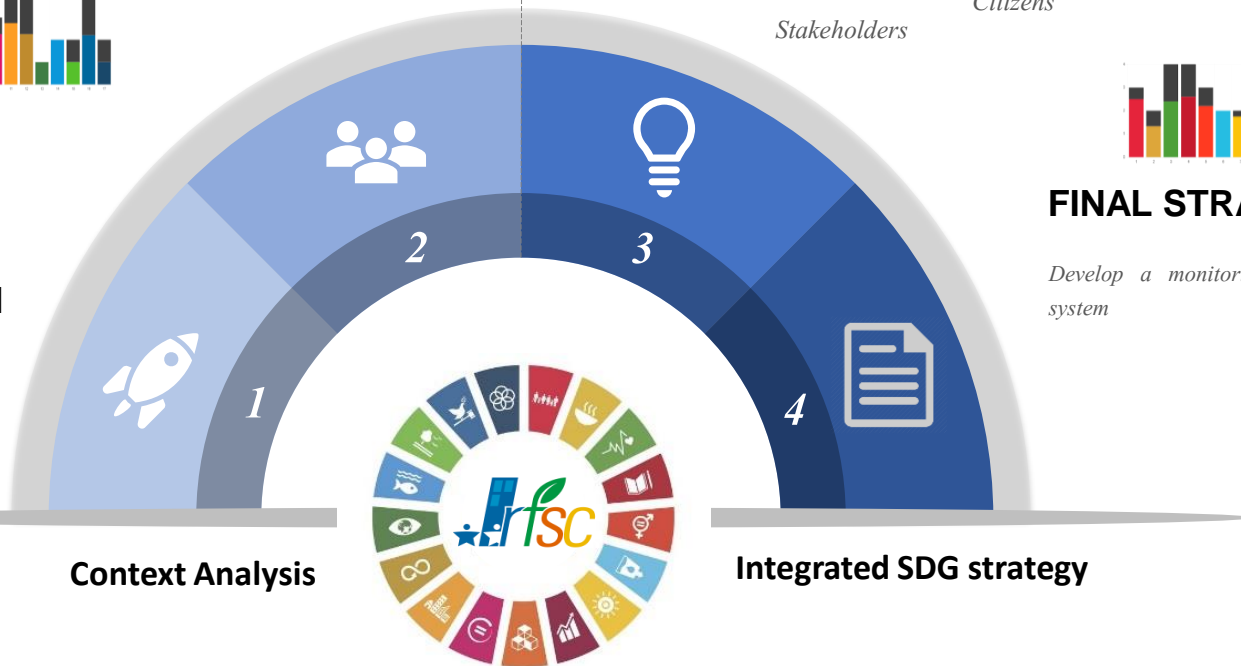


FINAL STRATEGY

Develop a monitoring and evaluation system

COORDINATION TEAM

The team leader performs the assessment using the RFSC tool



Context Analysis

Integrated SDG strategy

Using the RFSC tool



**SELECT
FRAMEWORK**
K



**ASSESS YOUR
STRATEGY OR
PLAN**



**CHECK YOUR
ACTIONS**



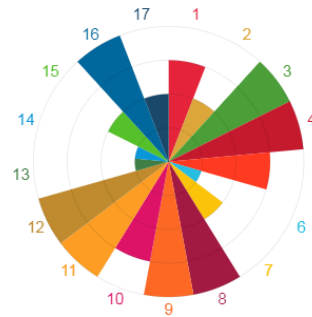
**MONITOR
PROGRESS**

**EUROPEAN FRAMEWORK
FOR SUSTAINABLE CITIES**

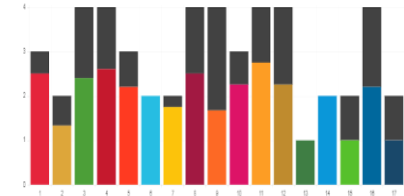


AND/OR

**17 SUSTAINABLE
DEVELOPMENT GOALS**

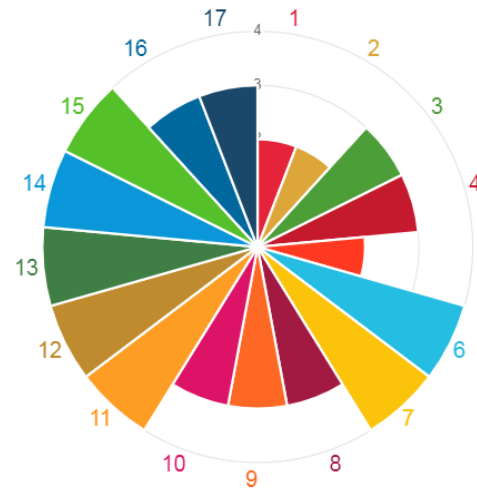
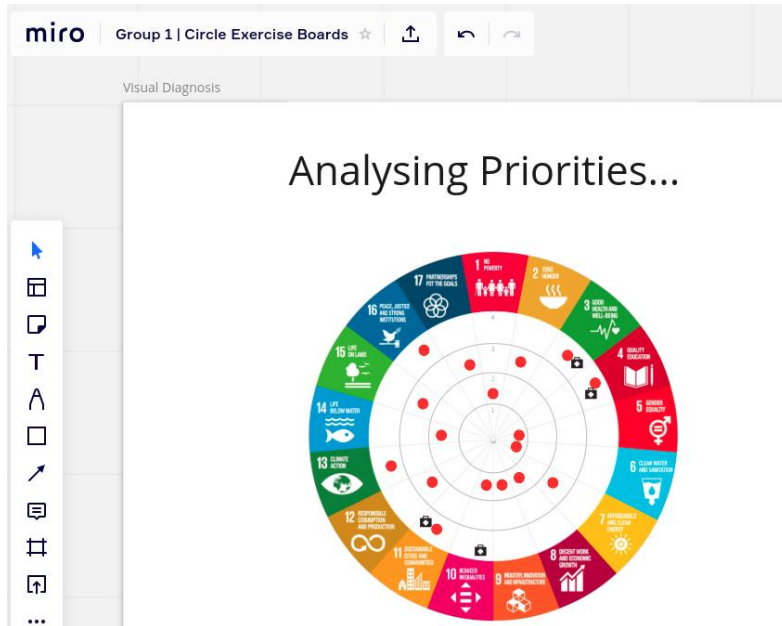


The RFSC reveals the **sustainability profile** of your strategy or action plan



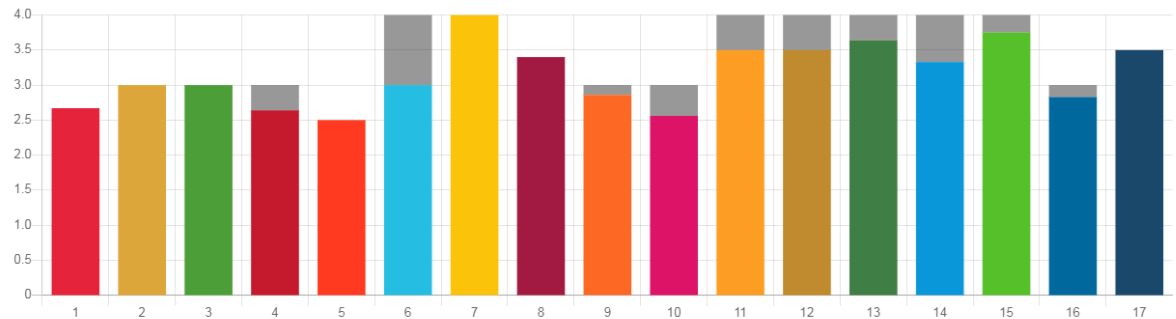
The RFSC helps you visualise **potential gaps** to improve your actions

Using the RFCS tool – www.rfsc.eu



Identifying
Gaps

Pour chaque objectif stratégique : ■ Degré de Priorité ■ Moyenne des niveaux d'impact estimé



Manresa's URBACT journey



Origins and first results

- Manresa started its journey of localisation of the SDGs in 2019:
 - 1) First alignment of municipal plans with the SDGs, by a technical motor group
 - 2) Municipal cross-cutting work
 - 3) Raising awareness campaigns
 - 3) Participatory process open to local stakeholders and citizens
 - 4) Analysis and report of first results: 175 local targets and +400 actions



URBACT in action

- When joined the URBACT network in 2021, **Manresa** also set up an **URBACT Local Group** with around 50 stakeholders from the city (some already engaged in the previous phase)
- We are currently working in our own Integrated Action Plan: **the Urban Agenda of Manresa 2030**



Targets

Based on the **175 local targets and the final 643 proposed actions** both from previous processes and from the ULG, the city has been working so far in:

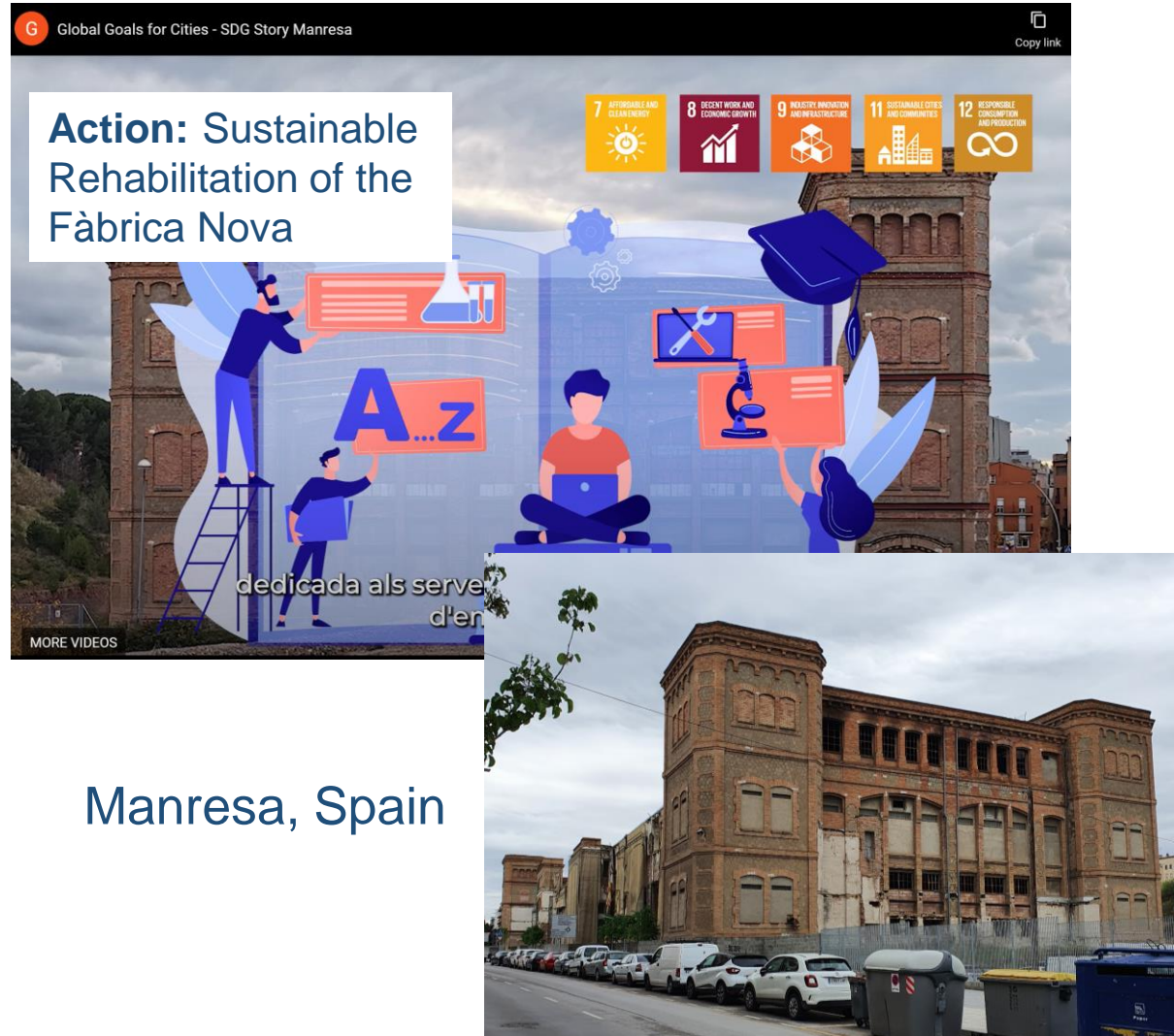
- Establishing a shared vision of a sustainable future city
- Agree on 8 missions to make it a reality
- Prioritizing the 30 transformative actions by 2030



From Missions to Actions!

Mission:

By 2030, we will have a competitive and **sustainable local economy**, thanks to technological innovation, the use of clean energy, circular production systems and a better articulation of the territory.



The image shows a video player interface. At the top, it says "Global Goals for Cities - SDG Story Manresa" and "Copy Link". The main content is a video frame with a white text box that reads "Action: Sustainable Rehabilitation of the Fàbrica Nova". Below this, there are five SDG icons: 7 (Affordable and Clean Energy), 8 (Decent Work and Economic Growth), 9 (Industry, Innovation and Infrastructure), 11 (Sustainable Cities and Communities), and 12 (Responsible Consumption and Production). The video frame also features an illustration of people working on a large "A...z" sign, a person sitting on a laptop, and a person holding a sign with a microscope. The background of the video frame is a photograph of the Fàbrica Nova building in Manresa, Spain. At the bottom of the video frame, there is a "MORE VIDEOS" button and the text "dedicada als serveis d'en".

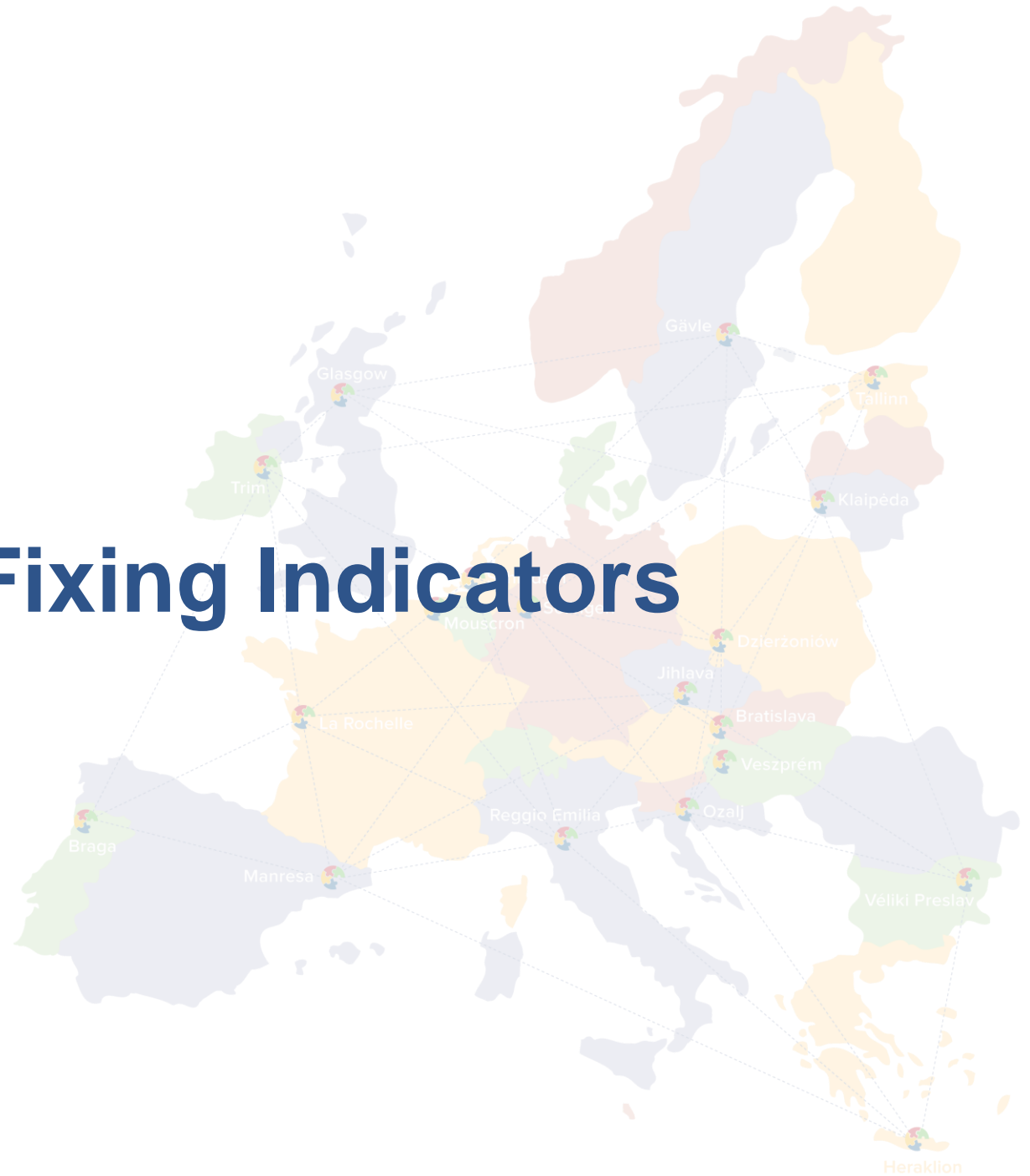
Manresa, Spain

Next steps



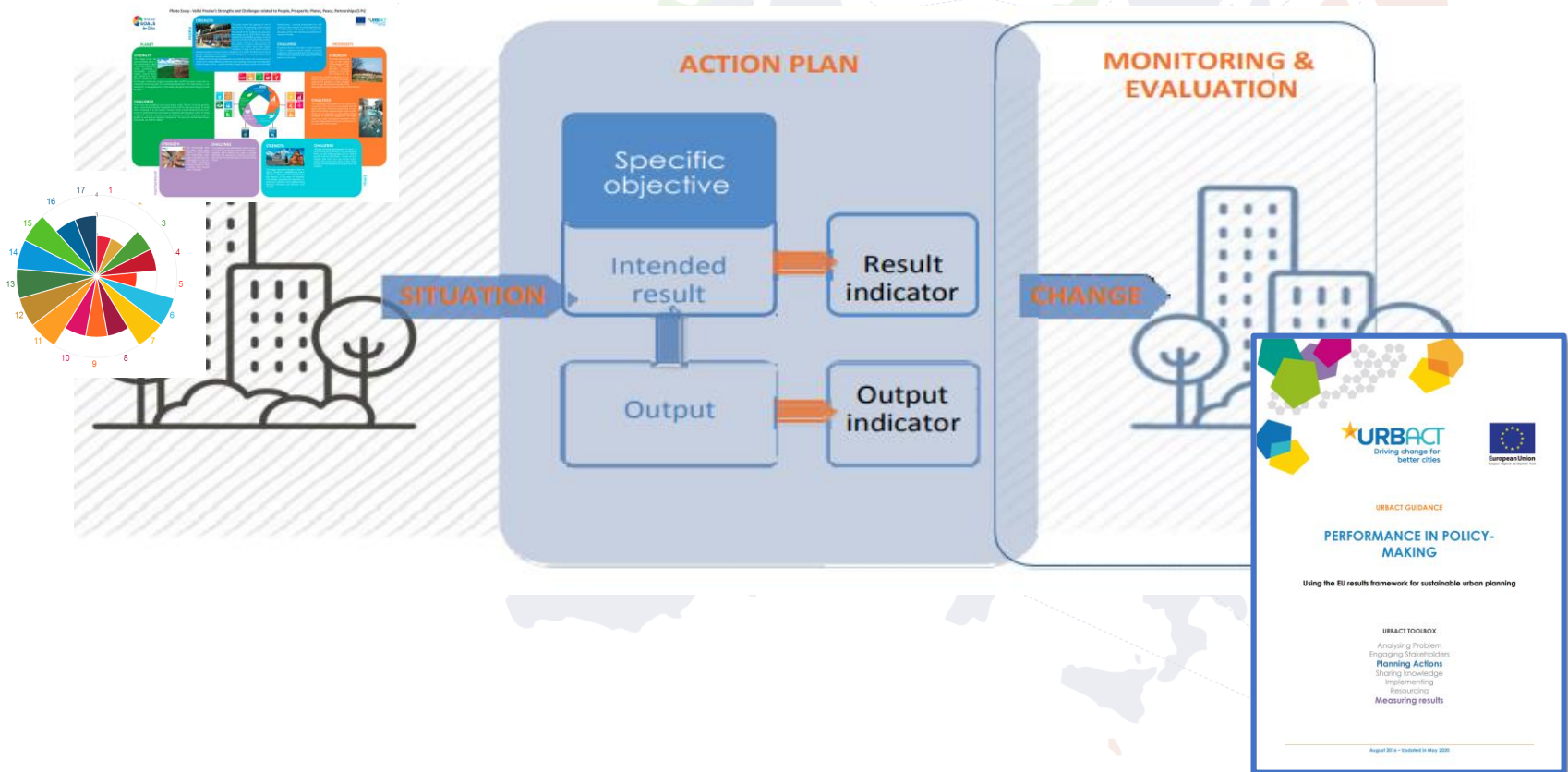
- Setting smart indicators of the 30 actions
- By the end of 2022, approving our IAP: the Urban Agenda of Manresa 2030 , and presenting it to the public
- By 2023, starting the implementation and assessment of progress of the Agenda
- Transforming the ULG in the future Citizens' Alliance for the Sustainability

Fixing Indicators

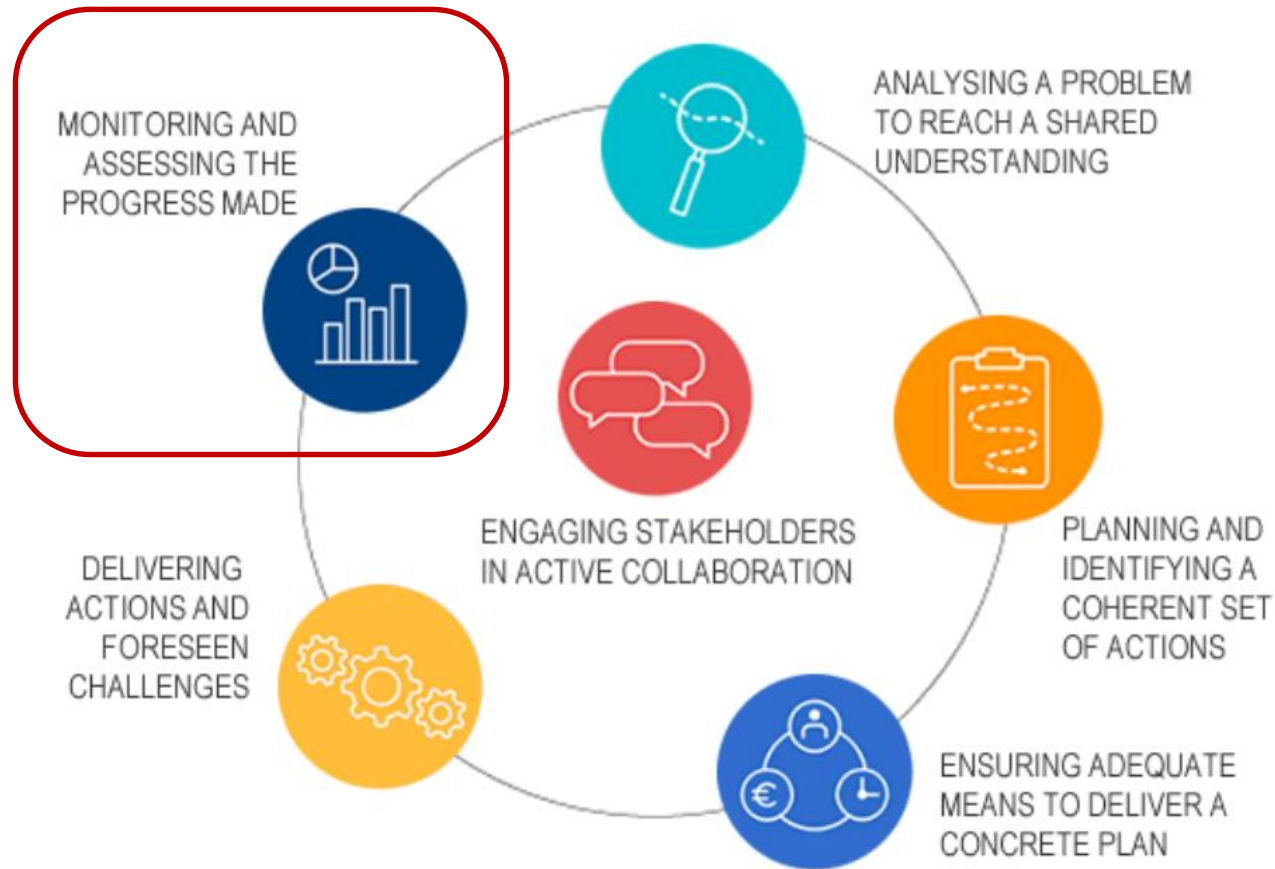


The Results Framework

URBACT guidance: Performance in policy-making



The Action Planning Cycle



The Integrated Action Plan Canvas

ACTIONS

Action			
Action			
Action	Action		
Action	Action	Action	
Action	Action	Action	Action
Action	Action	Action	Action

LOCALLY ADAPTED SDG TARGETS

Specific Objective	
Intended result	Result indicator
Specific Objective	
Intended result	Result indicator
Specific Objective	
Intended result	Result indicator
Specific Objective	
Intended result	Result indicator
Specific Objective	
Intended result	Result indicator



MISSIONS

Mission	
Mission	
Mission	

VISION SDG STORY



Example

Locally adapted SDG target

Specific Objective

11.6 By 2030, reduce the adverse environmental impact of City X, paying special attention to air quality



Intended result

Improved air quality in accordance with international annual guidelines values and EU directives

Result indicator

- PM10: Number of days with more than 50 µg/m³
- NO₂: Number of days with more than 50 µg/m³
- PM_{2,5}: Number of days with more than 25 µg/m³

Action




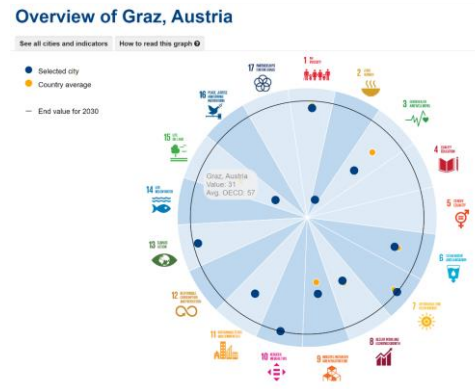
Action No1: Improve the air quality in the city centre by creating more opportunities to alternative means of transport (compared to private vehicles)

Mission

By 2030, all areas of city X will enjoy enhanced environmental protection and accessibility, involving local residents in the process

Vision

Green City



+ Partner suggestions

A core set of 56+ local SDG indicators



DRAWING ON EXISTING
FRAMEWORKS TO
PROPOSE A CORE SET



INCORPORATING
PARTNERS' WORK



USING SOME COMMON INDICATORS AS A
BASIS FOR MONITORING RESULTS IN THE
INTEGRATED ACTION PLANS (WHEN
FEASIBLE)

Challenges

- The “level” of actions and objectives in the action plans vs the SDG targets
- Operational/process indicators vs “hard” results indicators
- Availability and accessibility of data at city level

Coming up



Upcoming activities

19 Integrated Action Plans localising the SDGs



@Local_SDGs

1 Final Network Product – lessons learnt and tools library



Global Goals for Cities

1 Final Event in Tallinn (Estonia)
19-21 January 2023



urbact.eu/global-goals-cities

Invitation to participants to co-create a conference resolution



YouTube

Global Goals for Cities

2 Transnational meetings (10 in total)

10 Podcast episodes (YouTube)

A large, stylized number '4' is the central graphic of the slide. It is composed of four interlocking puzzle pieces in shades of pink, green, yellow, and light blue. The number is centered on the page.

Thank you!